



Location: ACL1 - City Hall

Report on 24-hour TSP monitoring

Action Level ($\mu\text{g}/\text{m}^3$) - 163
Limit Level ($\mu\text{g}/\text{m}^3$) - 260

Date	Sampling Time	Weather Condition	Filter paper no.	Filter Weight, g		Elapse Time, hr		Sampling Time, hr	Flow Rate, m^3/min			Total Volume, m^3	TSP Level, $\mu\text{g}/\text{m}^3$
				Initial	Final	Initial	Final		Initial, Q_{si}	Final, Q_{sf}	Average		
29-Apr-19	08:00	Fine	ACL1_24hr_141177	2.6870	2.7429	5468.87	5492.87	24.00	0.86	0.86	0.86	1237	45.2
04-May-19	08:00	Rainy	ACL1_24hr_000100	2.7167	2.8751	5495.87	5519.87	24.00	0.87	0.87	0.87	1250	126.7
10-May-19	08:00	Cloudy	ACL1_24hr_000008	2.7158	2.7907	5522.87	5546.87	24.00	0.93	0.93	0.93	1336	56.1
16-May-19	08:00	Cloudy	ACL1_24hr_141057	2.6649	2.7094	5549.87	5573.87	24.00	0.85	0.85	0.85	1226	36.3
22-May-19	08:00	Cloudy	ACL1_24hr_141214	2.6896	2.7837	5576.87	5600.87	24.00	0.86	0.86	0.86	1240	75.9
28-May-19	08:00	Rainy	ACL1_24hr_141231	2.7019	2.7543	5603.87	5627.87	24.00	0.99	0.99	0.99	1426	36.8

Report on 1-hour TSP monitoring

Action Level ($\mu\text{g}/\text{m}^3$) - 460
Limit Level ($\mu\text{g}/\text{m}^3$) - 500

Date	Sampling Time	Weather Condition	Filter paper no.	Filter Weight, g		Elapse Time, hr		Sampling Time, hr	Flow Rate, m^3/min			Total Volume, m^3	TSP Level, $\mu\text{g}/\text{m}^3$
				Initial	Final	Initial	Final		Initial, Q_{si}	Final, Q_{sf}	Average		
30-Apr-19	08:25	Fine	ACL1_1hr_1_140965	2.7681	2.7681	5492.87	5493.87	1.00	0.86	0.86	0.86	51	<0.1
30-Apr-19	10:05	Fine	ACL1_1hr_2_140982	2.7434	2.7434	5493.87	5494.87	1.00	0.86	0.86	0.86	51	<0.1
30-Apr-19	14:15	Fine	ACL1_1hr_3_141054	2.6787	2.6809	5494.87	5495.87	1.00	0.86	0.86	0.86	51	42.8
06-May-19	08:35	Rainy	ACL1_1hr_1_000093	2.6789	2.6805	5519.87	5520.87	1.00	0.87	0.87	0.87	52	30.7
06-May-19	10:30	Rainy	ACL1_1hr_2_000088	2.7101	2.7112	5520.87	5521.87	1.00	0.87	0.87	0.87	52	21.1
06-May-19	13:00	Rainy	ACL1_1hr_3_000075	2.7240	2.7247	5521.87	5522.87	1.00	0.87	0.87	0.87	52	13.5
11-May-19	08:05	Cloudy	ACL1_1hr_1_000011	2.7244	2.7259	5546.87	5547.87	1.00	0.93	0.93	0.93	56	27.0
11-May-19	09:20	Cloudy	ACL1_1hr_2_000018	2.7136	2.7167	5547.87	5548.87	1.00	0.99	0.99	0.99	59	52.1
11-May-19	13:00	Cloudy	ACL1_1hr_3_000027	2.7260	2.7297	5548.87	5549.87	1.00	0.93	0.93	0.93	56	66.5
17-May-19	13:00	Cloudy	ACL1_1hr_1_141197	2.6871	2.6871	5573.87	5574.87	1.00	0.85	0.85	0.85	51	<0.1
17-May-19	14:30	Cloudy	ACL1_1hr_2_141204	2.7094	2.7094	5574.87	5575.87	1.00	0.85	0.85	0.85	51	<0.1
17-May-19	15:40	Cloudy	ACL1_1hr_3_141207	2.6801	2.6835	5575.87	5576.87	1.00	0.85	0.85	0.85	51	66.6
23-May-19	08:20	Rainy	ACL1_1hr_1_141218	2.6864	2.6882	5600.87	5601.87	1.00	0.86	0.86	0.86	52	34.9
23-May-19	09:58	Rainy	ACL1_1hr_2_141248	2.6992	2.7028	5601.87	5602.87	1.00	0.86	0.86	0.86	52	69.7
23-May-19	13:00	Rainy	ACL1_1hr_3_141239	2.7063	2.7063	5602.87	5603.87	1.00	0.86	0.86	0.86	52	<0.1
29-May-19	08:49	Rainy	ACL1_1hr_1_141186	2.7051	2.7061	5627.87	5628.87	1.00	0.86	0.86	0.86	52	19.3
29-May-19	10:05	Rainy	ACL1_1hr_2_141083	2.6639	2.6685	5628.87	5629.87	1.00	0.86	0.86	0.86	52	88.9
29-May-19	13:00	Rainy	ACL1_1hr_3_141075	2.6847	2.6874	5629.87	5630.87	1.00	0.86	0.86	0.86	52	52.2



Location: ACL2a - Contractor HK/2012/08 Site office

Report on 24-hour TSP monitoring
Action Level ($\mu\text{g}/\text{m}^3$) - 187.3
Limit Level ($\mu\text{g}/\text{m}^3$) - 260

Date	Sampling Time	Weather Condition	Filter paper no.	Filter Weight, g		Elapse Time, hr		Sampling Time, hr	Flow Rate, m^3/min			Total Volume, m^3	TSP Level, $\mu\text{g}/\text{m}^3$
				Initial	Final	Initial	Final		Initial, Q_{si}	Final, Q_{sf}	Average		
29-Apr-19	08:00	Fine	ACL2a_24hr_141169	2.6883	2.7407	10692.39	10716.39	24.00	1.10	1.10	1.10	1586	33.0
04-May-19	08:00	Rainy	ACL2a_24hr_000004	2.7358	2.8401	10719.39	10743.39	24.00	1.11	1.11	1.11	1596	65.3
10-May-19	08:00	Cloudy	ACL2a_24hr_000062	2.7270	2.7814	10746.39	10770.39	24.00	1.11	1.10	1.10	1591	34.2
16-May-19	08:00	Cloudy	ACL2a_24hr_141058	2.6670	2.7206	10773.39	10797.39	24.00	1.10	1.10	1.10	1578	34.0
22-May-19	08:00	Cloudy	ACL2a_24hr_141208	2.7070	2.8014	10800.39	10824.39	24.00	1.10	1.10	1.10	1588	59.4
28-May-19	08:00	Rainy	ACL2a_24hr_141230	2.6960	2.7467	10827.39	10851.39	24.00	1.10	1.10	1.10	1589	31.9

Report on 1-hour TSP monitoring
Action Level ($\mu\text{g}/\text{m}^3$) - 300.1
Limit Level ($\mu\text{g}/\text{m}^3$) - 500

Date	Sampling Time	Weather Condition	Filter paper no.	Filter Weight, g		Elapse Time, hr		Sampling Time, hr	Flow Rate, m^3/min			Total Volume, m^3	TSP Level, $\mu\text{g}/\text{m}^3$
				Initial	Final	Initial	Final		Initial, Q_{si}	Final, Q_{sf}	Average		
30-Apr-19	08:51	Fine	ACL2a_1hr_1_140998	2.7690	2.7690	10716.39	10717.39	1.00	1.10	1.10	1.10	66	<0.1
30-Apr-19	09:56	Fine	ACL2a_1hr_2_140981	2.7517	2.7517	10717.39	10718.39	1.00	1.10	1.10	1.10	66	<0.1
30-Apr-19	13:00	Fine	ACL2a_1hr_3_141053	2.6681	2.6713	10718.39	10719.39	1.00	1.10	1.10	1.10	66	48.5
06-May-19	09:26	Rainy	ACL2a_1hr_1_000092	2.6868	2.6883	10743.39	10744.39	1.00	1.11	1.11	1.11	66	22.6
06-May-19	10:41	Rainy	ACL2a_1hr_2_000087	2.7211	2.7225	10744.39	10745.39	1.00	1.11	1.11	1.11	66	21.1
06-May-19	13:00	Rainy	ACL2a_1hr_3_000082	2.7220	2.7231	10745.39	10746.39	1.00	1.11	1.11	1.11	66	16.5
11-May-19	08:10	Cloudy	ACL2a_1hr_1_000056	2.7201	2.7246	10770.39	10771.39	1.00	1.10	1.10	1.10	66	67.9
11-May-19	09:45	Cloudy	ACL2a_1hr_2_000019	2.7048	2.7084	10771.39	10772.39	1.00	1.10	1.10	1.10	66	54.3
11-May-19	10:55	Cloudy	ACL2a_1hr_3_000025	2.7079	2.7120	10772.39	10773.39	1.00	1.10	1.10	1.10	66	61.9
17-May-19	08:30	Cloudy	ACL2a_1hr_1_141185	2.6987	2.6987	10797.39	10798.39	1.00	1.10	1.10	1.10	66	<0.1
17-May-19	09:33	Cloudy	ACL2a_1hr_2_141193	2.6846	2.6852	10798.39	10799.39	1.00	1.10	1.10	1.10	66	9.1
17-May-19	10:35	Cloudy	ACL2a_1hr_3_141188	2.6947	2.6949	10799.39	10800.39	1.00	1.10	1.10	1.10	66	3.0
23-May-19	08:40	Rainy	ACL2a_1hr_1_141219	2.6930	2.6953	10824.39	10825.39	1.00	1.10	1.10	1.10	66	34.8
23-May-19	10:40	Rainy	ACL2a_1hr_2_141246	2.6959	2.6973	10825.39	10826.39	1.00	1.10	1.10	1.10	66	21.2
23-May-19	13:00	Rainy	ACL2a_1hr_3_141238	2.7034	2.7034	10826.39	10827.39	1.00	1.10	1.10	1.10	66	<0.1
29-May-19	09:05	Rainy	ACL2a_1hr_1_141179	2.7095	2.7117	10851.39	10852.39	1.00	1.10	1.10	1.10	66	33.2
29-May-19	10:35	Rainy	ACL2a_1hr_2_141182	2.6871	2.6905	10852.39	10853.39	1.00	1.10	1.10	1.10	66	51.3
29-May-19	13:00	Rainy	ACL2a_1hr_3_141211	2.6914	2.6939	10853.39	10854.39	1.00	1.10	1.10	1.10	66	37.7



Location: ACL1 - City Hall

Report on 24-hour TSP monitoring

Action Level ($\mu\text{g}/\text{m}^3$) - 163

Limit Level ($\mu\text{g}/\text{m}^3$) - 260

Date	Sampling Time	Weather Condition	Filter paper no.	Filter Weight, g		Elapse Time, hr		Sampling Time, hr	Flow Rate, m^3/min			Total Volume, m^3	TSP Level, $\mu\text{g}/\text{m}^3$
				Initial	Final	Initial	Final		Initial, Q_{si}	Final, Q_{sf}	Average		
03-Jun-19	08:00	Rainy	ACL1_24hr_141144	2.6547	2.6823	5630.87	5654.87	24.00	0.98	0.98	0.98	1417	19.5
08-Jun-19	08:00	Cloudy	ACL1_24hr_000038	2.7171	2.7436	5657.87	5681.87	24.00	0.98	0.98	0.98	1409	18.8
14-Jun-19	08:00	Rainy	ACL1_24hr_000355	2.6644	2.7330	5684.87	5708.87	24.00	0.98	0.98	0.98	1411	48.6
20-Jun-19	08:00	Cloudy	ACL1_24hr_000276	2.7120	2.7359	5711.87	5735.87	24.00	0.86	0.86	0.86	1236	19.3
26-Jun-19	08:00	Cloudy	ACL1_24hr_000628	2.7086	2.7666	5738.87	5762.87	24.00	0.98	0.97	0.98	1408	41.2

Report on 1-hour TSP monitoring

Action Level ($\mu\text{g}/\text{m}^3$) - 460

Limit Level ($\mu\text{g}/\text{m}^3$) - 500

Date	Sampling Time	Weather Condition	Filter paper no.	Filter Weight, g		Elapse Time, hr		Sampling Time, hr	Flow Rate, m^3/min			Total Volume, m^3	TSP Level, $\mu\text{g}/\text{m}^3$
				Initial	Final	Initial	Final		Initial, Q_{si}	Final, Q_{sf}	Average		
04-Jun-19	08:55	Rainy	ACL1_1hr_1_141139	2.6588	2.6588	5654.87	5655.87	1.00	0.98	0.98	0.98	59	<0.1
04-Jun-19	10:45	Rainy	ACL1_1hr_2_141113	2.6789	2.6792	5655.87	5656.87	1.00	0.98	0.98	0.98	59	5.1
04-Jun-19	13:00	Rainy	ACL1_1hr_3_141129	2.6440	2.6440	5656.87	5657.87	1.00	0.98	0.98	0.98	59	<0.1
10-Jun-19	08:15	Cloudy	ACL1_1hr_1_000211	2.6764	2.6786	5681.87	5682.87	1.00	0.85	0.85	0.85	51	43.2
10-Jun-19	10:58	Cloudy	ACL1_1hr_2_000216	2.6886	2.6914	5682.87	5683.87	1.00	0.98	0.98	0.98	59	47.7
10-Jun-19	13:00	Cloudy	ACL1_1hr_3_000372	2.6860	2.6867	5683.87	5684.87	1.00	0.85	0.85	0.85	51	13.7
15-Jun-19	09:20	Cloudy	ACL1_1hr_1_000268	2.6909	2.6924	5708.87	5709.87	1.00	0.85	0.85	0.85	51	29.3
15-Jun-19	10:25	Cloudy	ACL1_1hr_2_000271	2.7150	2.7177	5709.87	5710.87	1.00	0.98	0.98	0.98	59	45.9
15-Jun-19	13:00	Cloudy	ACL1_1hr_3_000274	2.6778	2.6801	5710.87	5711.87	1.00	0.85	0.85	0.85	51	45.0
21-Jun-19	09:15	Cloudy	ACL1_1hr_1_000320	2.6928	2.6950	5735.87	5736.87	1.00	0.85	0.85	0.85	51	42.9
21-Jun-19	10:17	Cloudy	ACL1_1hr_2_000308	2.7072	2.7103	5736.87	5737.87	1.00	0.85	0.85	0.85	51	60.4
21-Jun-19	13:00	Cloudy	ACL1_1hr_3_000311	2.7037	2.7088	5737.87	5738.87	1.00	0.85	0.85	0.85	51	99.4
27-Jun-19	09:02	Rainy	ACL1_1hr_1_000102	2.6889	2.6912	5762.87	5763.87	1.00	0.85	0.85	0.85	51	45.1
27-Jun-19	10:05	Rainy	ACL1_1hr_2_000108	2.6819	2.6823	5763.87	5764.87	1.00	0.85	0.85	0.85	51	7.8
27-Jun-19	13:00	Rainy	ACL1_1hr_3_000111	2.6918	2.6925	5764.87	5765.87	1.00	0.85	0.85	0.85	51	13.7



Location: ACL2a - Contractor HK/2012/08 Site office

Report on 24-hour TSP monitoring
Action Level ($\mu\text{g}/\text{m}^3$) - 187.3
Limit Level ($\mu\text{g}/\text{m}^3$) - 260

Date	Sampling Time	Weather Condition	Filter paper no.	Filter Weight, g		Elapse Time, hr		Sampling Time, hr	Flow Rate, m^3/min			Total Volume, m^3	TSP Level, $\mu\text{g}/\text{m}^3$
				Initial	Final	Initial	Final		Initial, Q_{si}	Final, Q_{sf}	Average		
03-Jun-19	08:00	Rainy	ACL2a_24hr_141141	2.6588	2.6880	10854.39	10878.39	24.00	1.10	1.10	1.10	1583	18.4
08-Jun-19	08:00	Cloudy	ACL2a_24hr_000359	2.6741	2.6984	10881.39	10905.39	24.00	1.10	1.09	1.10	1577	15.4
15-Jun-19	11:50	Rainy	ACL2a_24hr_000204	2.7042	2.7553	10911.39	10935.39	24.00	1.10	1.10	1.10	1580	32.3
21-Jun-19	10:13	Cloudy	ACL2a_24hr_000695	2.7173	2.7205	10943.78	10967.78	24.00	1.09	1.09	1.09	1575	2.0
26-Jun-19	08:00	Cloudy	ACL2a_24hr_000627	2.6966	2.7172	10970.78	10994.78	24.00	1.10	1.09	1.09	1574	13.1

Remarks: Due to interruption of electricity, the 24hr TSP was rescheduled from 14, 20 June 2019 to 15, 21 June 2019.

Report on 1-hour TSP monitoring
Action Level ($\mu\text{g}/\text{m}^3$) - 300.1
Limit Level ($\mu\text{g}/\text{m}^3$) - 500

Date	Sampling Time	Weather Condition	Filter paper no.	Filter Weight, g		Elapse Time, hr		Sampling Time, hr	Flow Rate, m^3/min			Total Volume, m^3	TSP Level, $\mu\text{g}/\text{m}^3$
				Initial	Final	Initial	Final		Initial, Q_{si}	Final, Q_{sf}	Average		
04-Jun-19	09:35	Rainy	ACL2a_1hr_1_141137	2.6460	2.6460	10878.39	10879.39	1.00	1.10	1.10	1.10	66	<0.1
04-Jun-19	13:00	Rainy	ACL2a_1hr_2_141114	2.6593	2.6593	10879.39	10880.39	1.00	1.10	1.10	1.10	66	<0.1
04-Jun-19	14:05	Rainy	ACL2a_1hr_3_141126	2.6606	2.6606	10880.39	10881.39	1.00	1.10	1.10	1.10	66	<0.1
10-Jun-19	09:30	Cloudy	ACL2a_1hr_1_000219	2.7213	2.7271	10905.39	10906.39	1.00	1.09	1.09	1.09	66	88.3
10-Jun-19	13:00	Cloudy	ACL2a_1hr_2_000368	2.6607	2.6637	10906.39	10907.39	1.00	1.09	1.09	1.09	66	45.7
10-Jun-19	16:00	Cloudy	ACL2a_1hr_3_000379	2.6953	2.7034	10907.39	10908.39	1.00	1.09	1.09	1.09	66	123.3
15-Jun-19	08:00	Cloudy	ACL2a_1hr_1_000265	2.6872	2.6912	10908.39	10909.39	1.00	1.10	1.10	1.10	66	60.8
15-Jun-19	09:45	Cloudy	ACL2a_1hr_2_000280	2.7036	2.7059	10909.39	10910.39	1.00	1.10	1.10	1.10	66	35.0
15-Jun-19	10:48	Cloudy	ACL2a_1hr_3_000283	2.6774	2.6805	10910.39	10911.39	1.00	1.10	1.10	1.10	66	47.1
24-Jun-19	13:00	Cloudy	ACL2a_1hr_1_000601	2.7289	2.7325	10967.78	10968.78	1.00	1.10	1.10	1.10	66	54.7
24-Jun-19	14:05	Cloudy	ACL2a_1hr_2_000696	2.7079	2.7089	10968.78	10969.78	1.00	1.10	1.10	1.10	66	15.2
24-Jun-19	15:14	Cloudy	ACL2a_1hr_3_000630	2.7126	2.7139	10969.78	10970.78	1.00	1.10	1.10	1.10	66	19.8
27-Jun-19	08:10	Rainy	ACL2a_1hr_1_000693	2.6919	2.6946	10994.78	10995.78	1.00	1.09	1.09	1.09	65	41.3
27-Jun-19	09:40	Rainy	ACL2a_1hr_2_000692	2.7037	2.7055	10995.78	10996.78	1.00	1.09	1.09	1.09	65	27.5
27-Jun-19	10:43	Rainy	ACL2a_1hr_3_000653	2.7215	2.7253	10996.78	10997.78	1.00	1.09	1.09	1.09	65	58.1



Location: ACL1 - City Hall

Report on 24-hour TSP monitoring
 Action Level ($\mu\text{g}/\text{m}^3$) - 163
 Limit Level ($\mu\text{g}/\text{m}^3$) - 260

Date	Sampling Time	Weather Condition	Filter paper no.	Filter Weight, g		Elapse Time, hr		Sampling Time, hr	Flow Rate, m^3/min			Total Volume, m^3	TSP Level, $\mu\text{g}/\text{m}^3$
				Initial	Final	Initial	Final		Initial, Q_{si}	Final, Q_{sf}	Average		
2-Jul-19	8:00	Rainy	ACL1_24hr_000114	2.6409	2.6623	5765.87	5789.87	24.00	0.86	0.86	0.86	1236	17.3
8-Jul-19	8:00	Cloudy	ACL1_24hr_000491	2.6620	2.7046	5792.87	5816.87	24.00	0.98	0.98	0.98	1411	30.2
13-Jul-19	8:00	Cloudy	ACL1_24hr_000449	2.6359	2.6978	5819.87	5843.87	24.00	0.86	0.86	0.86	1232	50.3
19-Jul-19	8:00	Cloudy	ACL1_24hr_000598	2.6930	2.7603	5846.87	5870.87	24.00	0.85	0.86	0.86	1233	54.6
25-Jul-19	8:00	Cloudy	ACL1_24hr_000583	2.6925	2.7334	5873.87	5897.87	24.00	0.86	0.86	0.86	1233	33.2
31-Jul-19	8:00	Cloudy	ACL1_24hr_000882	2.6502	2.6908	5900.87	5924.87	24.00	0.86	0.86	0.86	1239	32.8

Report on 1-hour TSP monitoring
 Action Level ($\mu\text{g}/\text{m}^3$) - 460
 Limit Level ($\mu\text{g}/\text{m}^3$) - 500

Date	Sampling Time	Weather Condition	Filter paper no.	Filter Weight, g		Elapse Time, hr		Sampling Time, hr	Flow Rate, m^3/min			Total Volume, m^3	TSP Level, $\mu\text{g}/\text{m}^3$
				Initial	Final	Initial	Final		Initial, Q_{si}	Final, Q_{sf}	Average		
3-Jul-19	8:02	Rainy	ACL1_1hr_1_000674	2.6865	2.6893	5789.87	5790.87	1.00	0.98	0.98	0.98	59	47.5
3-Jul-19	9:10	Rainy	ACL1_1hr_2_000115	2.6700	2.6708	5790.87	5791.87	1.00	0.98	0.98	0.98	59	13.6
3-Jul-19	10:27	Rainy	ACL1_1hr_3_000497	2.6620	2.6630	5791.87	5792.87	1.00	0.98	0.98	0.98	59	17.0
9-Jul-19	9:21	Rainy	ACL1_1hr_1_000462	2.6343	2.6377	5816.87	5817.87	1.00	0.85	0.85	0.85	51	66.3
9-Jul-19	11:00	Rainy	ACL1_1hr_2_000455	2.6372	2.6399	5817.87	5818.87	1.00	0.85	0.85	0.85	51	52.6
9-Jul-19	14:14	Rainy	ACL1_1hr_3_000450	2.6560	2.6591	5818.87	5819.87	1.00	0.98	0.98	0.98	59	52.8
15-Jul-19	8:40	Cloudy	ACL1_1hr_1_000433	2.6399	2.6424	5843.87	5844.87	1.00	0.85	0.85	0.85	51	48.7
15-Jul-19	9:42	Cloudy	ACL1_1hr_2_000438	2.6800	2.6844	5844.87	5845.87	1.00	0.85	0.85	0.85	51	85.8
15-Jul-19	10:45	Cloudy	ACL1_1hr_3_000562	2.6560	2.6593	5845.87	5846.87	1.00	0.85	0.85	0.85	51	64.3
20-Jul-19	8:59	Cloudy	ACL1_1hr_1_000546	2.6910	2.6934	5870.87	5871.87	1.00	0.86	0.86	0.86	52	46.6
20-Jul-19	10:25	Cloudy	ACL1_1hr_2_000541	2.6741	2.6768	5871.87	5872.87	1.00	0.86	0.86	0.86	52	52.4
20-Jul-19	13:00	Cloudy	ACL1_1hr_3_000568	2.6785	2.6837	5872.87	5873.87	1.00	0.86	0.86	0.86	52	101.0
26-Jul-19	9:12	Cloudy	ACL1_1hr_1_000509	2.6963	2.6983	5897.87	5898.87	1.00	0.86	0.86	0.86	51	39.0
26-Jul-19	10:35	Cloudy	ACL1_1hr_2_000569	2.6756	2.6775	5898.87	5899.87	1.00	0.86	0.86	0.86	51	37.0
26-Jul-19	13:00	Cloudy	ACL1_1hr_3_000578	2.7050	2.7064	5899.87	5900.87	1.00	0.98	0.98	0.98	59	23.8
1-Aug-19	8:30	Cloudy	ACL1_1hr_1_000878	2.6748	2.6778	5924.87	5925.87	1.00	0.86	0.86	0.86	52	58.2
1-Aug-19	9:32	Cloudy	ACL1_1hr_2_000877	2.6789	2.6802	5925.87	5926.87	1.00	0.86	0.86	0.86	52	25.2
1-Aug-19	10:35	Cloudy	ACL1_1hr_3_000874	2.6973	2.6994	5926.87	5927.87	1.00	0.86	0.86	0.86	52	40.7



Location: ACL2a - Contractor HK/2012/08 Site office

Report on 24-hour TSP monitoring
 Action Level ($\mu\text{g}/\text{m}^3$) - 187.3
 Limit Level ($\mu\text{g}/\text{m}^3$) - 260

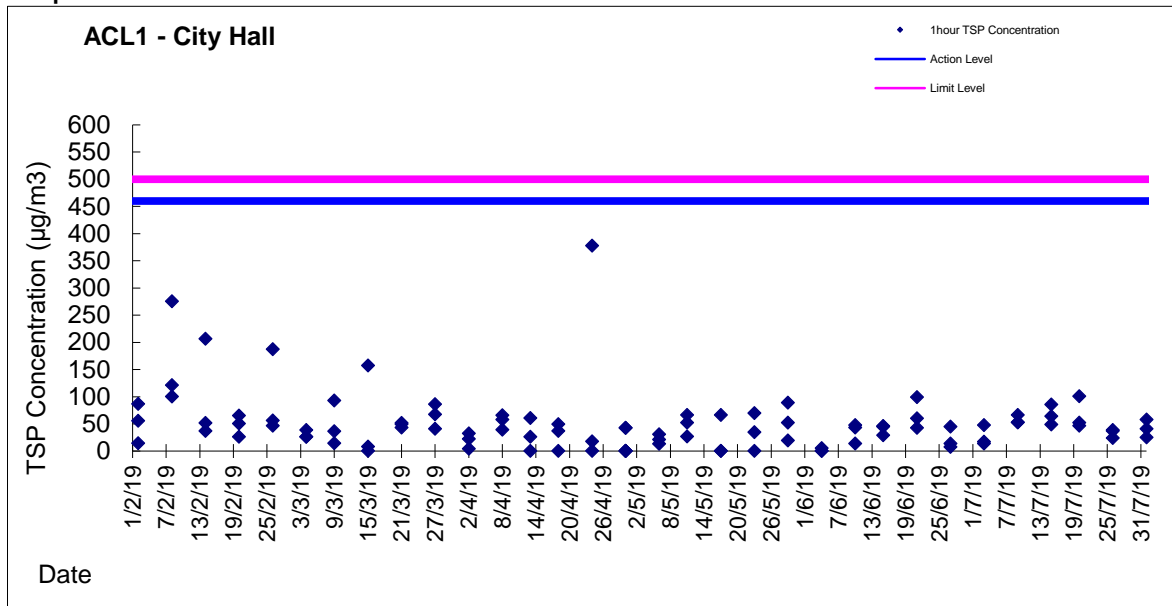
Date	Sampling Time	Weather Condition	Filter paper no.	Filter Weight, g		Elapse Time, hr		Sampling Time, hr	Flow Rate, m^3/min			Total Volume, m^3	TSP Level, $\mu\text{g}/\text{m}^3$
				Initial	Final	Initial	Final		Initial, Q_{si}	Final, Q_{sf}	Average		
2-Jul-19	8:00	Rainy	ACL2a_24hr_000658	2.7139	2.7312	10997.78	11021.78	24.00	1.09	1.10	1.10	1579	11.0
8-Jul-19	8:00	Cloudy	ACL2a_24hr_000485	2.6536	2.6854	11024.78	11048.78	24.00	1.09	1.09	1.09	1576	20.2
13-Jul-19	8:00	Cloudy	ACL2a_24hr_000417	2.6349	2.7590	11051.78	11075.78	24.00	1.19	1.19	1.19	1715	72.4
19-Jul-19	8:00	Cloudy	ACL2a_24hr_000558	2.6769	2.7100	11078.78	11102.78	24.00	1.09	1.10	1.10	1577	21.0
25-Jul-19	8:00	Cloudy	ACL2a_24hr_000585	2.6884	2.7112	11105.78	11129.78	24.00	1.10	1.09	1.10	1577	14.5
31-Jul-19	8:00	Cloudy	ACL2a_24hr_000885	2.6782	2.6945	11132.78	11156.78	24.00	1.10	1.10	1.10	1581	10.3

Report on 1-hour TSP monitoring
 Action Level ($\mu\text{g}/\text{m}^3$) - 300.1
 Limit Level ($\mu\text{g}/\text{m}^3$) - 500

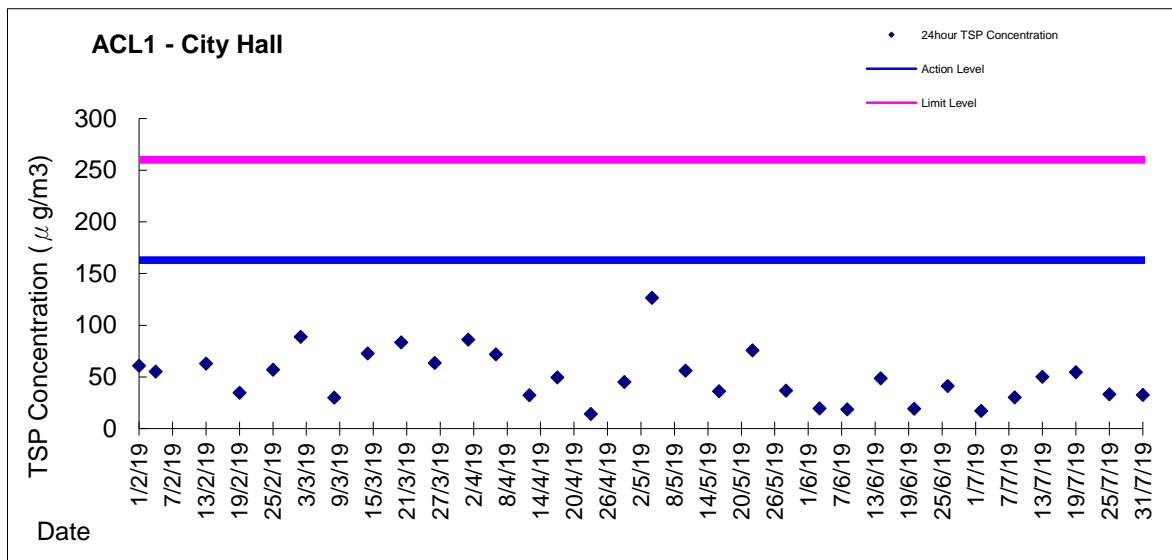
Date	Sampling Time	Weather Condition	Filter paper no.	Filter Weight, g		Elapse Time, hr		Sampling Time, hr	Flow Rate, m^3/min			Total Volume, m^3	TSP Level, $\mu\text{g}/\text{m}^3$
				Initial	Final	Initial	Final		Initial, Q_{si}	Final, Q_{sf}	Average		
3-Jul-19	8:40	Rainy	ACL2a_1hr_1_000677	2.7042	2.7058	11021.78	11022.78	1.00	1.10	1.10	1.10	66	24.3
3-Jul-19	9:45	Rainy	ACL2a_1hr_2_000495	2.6655	2.6673	11022.78	11023.78	1.00	1.10	1.10	1.10	66	27.3
3-Jul-19	10:49	Rainy	ACL2a_1hr_3_000496	2.6560	2.6591	11023.78	11024.78	1.00	1.10	1.10	1.10	66	47.0
9-Jul-19	8:55	Rainy	ACL2a_1hr_1_000465	2.6321	2.6343	11048.78	11049.78	1.00	1.09	1.09	1.09	66	33.5
9-Jul-19	10:20	Rainy	ACL2a_1hr_2_000461	2.6227	2.6237	11049.78	11050.78	1.00	1.09	1.09	1.09	66	15.2
9-Jul-19	13:00	Rainy	ACL2a_1hr_3_000411	2.6422	2.6489	11050.78	11051.78	1.00	1.19	1.19	1.19	71	93.8
15-Jul-19	8:02	Cloudy	ACL2a_1hr_1_000434	2.6648	2.6674	11075.78	11076.78	1.00	1.19	1.19	1.19	71	36.4
15-Jul-19	9:26	Cloudy	ACL2a_1hr_2_000600	2.7014	2.7024	11076.78	11077.78	1.00	1.19	1.19	1.19	71	14.0
15-Jul-19	13:00	Cloudy	ACL2a_1hr_3_000501	2.6771	2.6784	11077.78	11078.78	1.00	1.19	1.19	1.19	71	18.2
20-Jul-19	8:45	Cloudy	ACL2a_1hr_1_000567	2.6814	2.6836	11102.78	11103.78	1.00	1.10	1.10	1.10	66	33.4
20-Jul-19	10:10	Cloudy	ACL2a_1hr_2_000543	2.6852	2.6870	11103.78	11104.78	1.00	1.10	1.10	1.10	66	27.4
20-Jul-19	13:00	Cloudy	ACL2a_1hr_3_000539	2.6877	2.6913	11104.78	11105.78	1.00	1.10	1.10	1.10	66	54.7
26-Jul-19	8:50	Cloudy	ACL2a_1hr_1_000579	2.7097	2.7109	11129.78	11130.78	1.00	1.09	1.09	1.09	66	18.3
26-Jul-19	10:30	Cloudy	ACL2a_1hr_2_000506	2.6842	2.6858	11130.78	11131.78	1.00	1.09	1.09	1.09	66	24.4
26-Jul-19	13:00	Cloudy	ACL2a_1hr_3_000573	2.6717	2.6733	11131.78	11132.78	1.00	1.09	1.09	1.09	66	24.4
1-Aug-19	13:00	Cloudy	ACL2a_1hr_1_000868	2.6668	2.6678	11156.78	11157.78	1.00	1.10	1.10	1.10	66	15.2
1-Aug-19	14:05	Cloudy	ACL2a_1hr_2_000856	2.6574	2.6583	11157.78	11158.78	1.00	1.10	1.10	1.10	66	13.7
1-Aug-19	15:10	Cloudy	ACL2a_1hr_3_000858	2.6847	2.6872	11158.78	11159.78	1.00	1.10	1.10	1.10	66	38.0



Graphic Presentation of 1 hour TSP Result

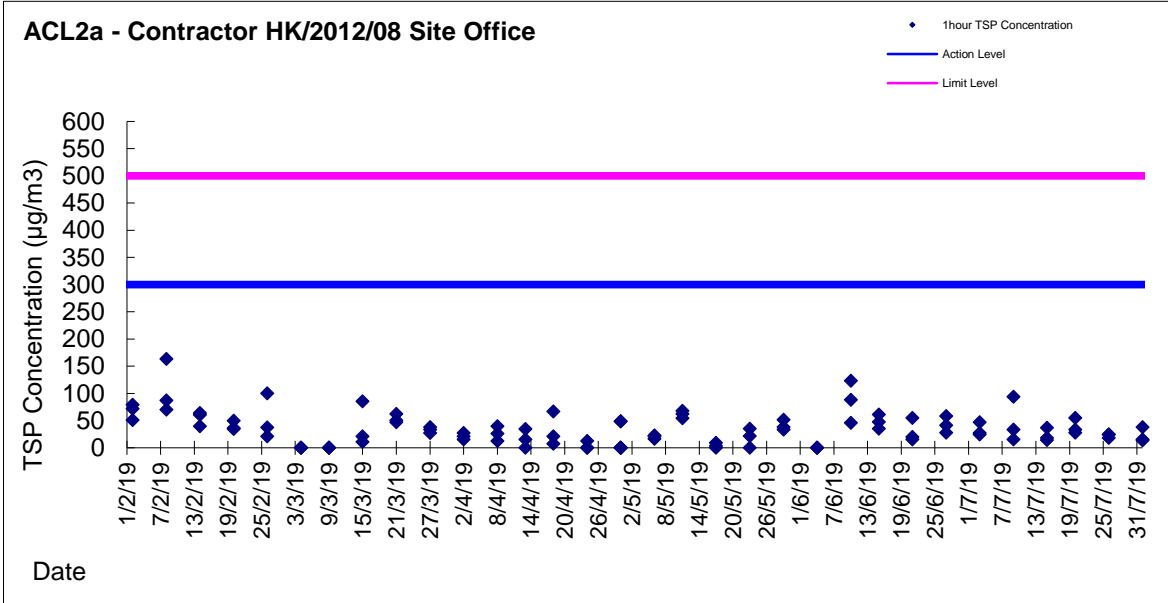


Graphic Presentation of 24 hour TSP Result





Graphic Presentation of 1 hour TSP Result



Graphic Presentation of 24 hour TSP Result

